



FOREST WOOD TRAVERSING COLLECTION

CORDOBA 2" Traversing & Motorized Sets
GRANADA 2 3/4" Traversing & Motorized Sets
FOREST SHUTTLE Motors

**WHERE DESIGN
BECOMES REALITY**



FOREST WOOD TRAVERSING COLLECTIONS



Scan for How To videos on the
FOREST YOUTUBE CHANNEL.



72 Walnut wood fascia over brown CS Track.
Carriers are also available in colors.

CORDOBA & GRANADA TRAVERSING

- 2" Cordoba & 2 3/4" Granada heavy duty hand, baton or cord draw traversing system for one- or two-way pinch pleat or ripplefold drapery.
- Maximum weight is 4 lbs per foot depending on application.

ASSEMBLED SYSTEM

Includes wood pole fascia, assembled track, wall brackets (bracket cover optional and available for purchase separately), customer's choice of finials, c-ring where specified, and 36" white fiberglass baton. Indicate pinch pleat or ripplefold when ordering. Freight is additional.

AVAILABLE FINISHES XX = finish color *Not all components are stocked in antiqued finishes. Please call for availability.




00
Unfinished



25
White



37
Sand Gold
Antiqued*
smooth
poles only




45
Leather
Antiqued*
smooth
poles only



58
Stone
smooth
poles only




59
Black



70
Hazel



71
Honey



72
Walnut



73
Natural

TRAVERSING 2" CORDOBA AND 2 3/4" GRANADA FINIALS



End Cap Finial
1151WEN-XX
1172WEN-XX



Smooth Ball Finial
1151SMO-XX
1172SMO-XX



Ringed Ball Finial
1151RIN-XX
1172RIN-XX



Fluted Ball Finial
1151FLU-XX
1172FLU-XX



Odiseia Finial
1151ODI-XX
1172ODI-XX



Calice Finial
1151CAL-XX
1172CAL-XX



Zenith Finial
1151ZEN-XX
1172ZEN-XX

FOREST WOOD TRAVERSING COLLECTIONS

TRAVERSING WOOD POLES



1051RSW-XX
2" CORDOBA
Routed Smooth
Stock Length: 14'

1072RSW-00
2 3/4" GRANADA
Routed Smooth
Stock Length: 13'

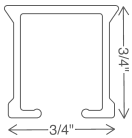



1051RRW-XX
2" CORDOBA
Routed Reeded
Stock Length: 14'

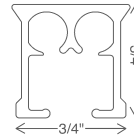

1072RRW-00
2 3/4" GRANADA
Routed Reeded
Stock Length: 13'

TRAVERSING WOOD TRACKS

Use CS Track in white, black, brown or silver with color coordinating components, or use cord draw CCS Track in white, brown or silver with color coordinating components. Use with pinch pleat or ripplefold draperies.

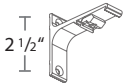


CS® CONTRACT SYSTEM
Aluminum extrusion, powder coated and lubricated.
Available in 25 white, 59 black, 65 brown and 90 silver.

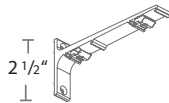


CCS® CONTRACT CORD SYSTEM
Aluminum extrusion, white, powder coated, lubricated. Available in 25 white, 65 brown and 90 silver. All corded systems include child safety tension device.

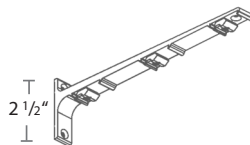
TRAVERSING WOOD BRACKETS



3280-25
59 black, 65 brown,
90 silver
3" Single Wall Bracket
heavy duty
projection 2 1/2"



3281-25
59 black, 65 brown
6" Double Wall Bracket
heavy duty
projection 1 1/2", 5 1/2"



3284-25
65 brown
10" Triple Wall Bracket
heavy duty
projection 2", 6 5/8", 9 5/16"



32801-25
59 black, 90 silver + 10%
Wall Bracket Cover, optional

OPTIONAL C-RINGS



1352WRI-XX
C-Ring
Choose white, black
or brown carrier



52007-25
59 black, 65 brown
C-Ring Carrier



52405-90 Overlap R
52406-90 Underlap L
65 brown
C-Ring Master Carrier

BATON OPTIONS




19WWAND-XX
40" Wood Baton



19CWAND-XX
40" Modern Wood Baton

Fiberglass batons come in 36", 48", 60" and 72" lengths and colors below.



FOREST WOOD TRAVERSING COLLECTIONS

CORDOBA & GRANADA TRAVERSING CONTINUED

HAND, BATON OR CORD DRAW – SINGLE OR DOUBLE TREATMENT – WITH OR WITHOUT C-RINGS

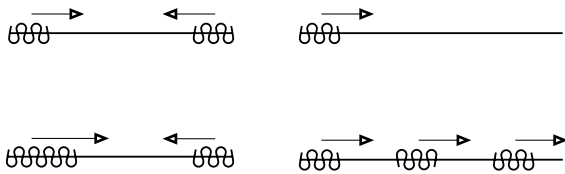


Scan for How To videos on the
FOREST YOUTUBE CHANNEL.

FOR USE IN

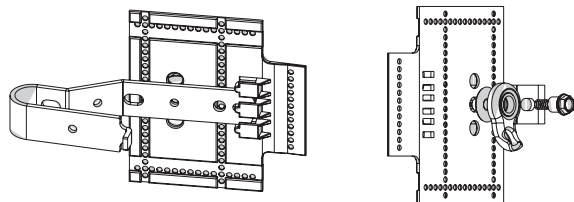
Hotels - resorts - offices - residences or at any location where a heavy duty hand drawn system with wood fascia is desired.

APPLICATIONS



FEATURES

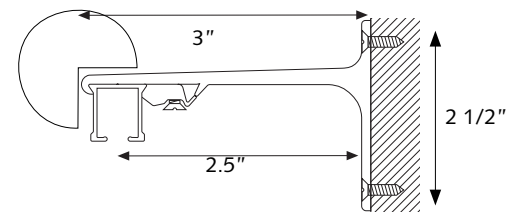
- Stiffner is sewn onto drapery overlap
- Stiffner socket is placed into master arm
- Baton is attached by a screw through the eyelet and into the master arm.



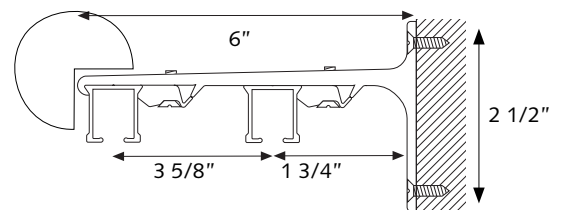
MOUNTING BRACKETS

Brackets need to be placed every 24"

3" Wall Bracket for Wood Poles



6" Double Wall Bracket for Wood Poles



FOREST WOOD MOTORIZED COLLECTIONS



Scan for How To videos on the FOREST YOUTUBE CHANNEL.

CORDOBA & GRANADA MOTORIZED



2" Cordoba reeded fascia in 72 Walnut with Odesia finial.

- Forest FMS Track with wood pole fascia in 2" or 2 3/4" diameters.
- Motorize with any Forest Shuttle. Shuttle motor specs can be found on the following pages. All Forest Shuttle motors include a 10 year warranty.
- Control drapes with a gentle tug, wall switch, remote, any home automation system or by smart phone app.

ASSEMBLED SYSTEM

Includes assembled track, wood fascia, motor, power supply, single wall brackets, and Diamond remote or wall switch.

AVAILABLE FINISHES

XX = finish color *Not all components are stocked in antiqued finishes. Please call for availability.



00 Unfinished



25 White



37 Sand Gold Antiqued* smooth poles only



45 Leather Antiqued* smooth poles only



58 Stone smooth poles only




59 Black




70 Hazel



71 Honey



72 Walnut



73 Natural

TRAVERSING 2" CORDOBA AND 2 3/4" GRANADA FINIALS



End Cap Finial
1151WEN-XX
1172WEN-XX



Smooth Ball Finial
1151SMO-XX
1172SMO-XX



Ringed Ball Finial
1151RIN-XX
1172RIN-XX



Fluted Ball Finial
1151FLU-XX
1172FLU-XX



Odiseia Finial
1151ODI-XX
1172ODI-XX

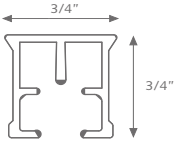



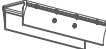



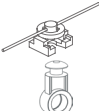


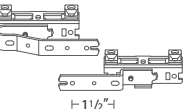


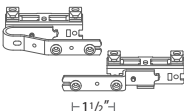
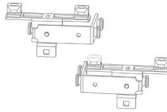












Calice Finial
1151CAL-XX
1172CAL-XX



Zenith Finial
1151ZEN-XX
1172ZEN-XX

FOREST WOOD MOTORIZED COLLECTIONS

WOOD	COMPONENT
●	 <p>51323-25 white 59 black FMS Track 23' x 10 tracks per bundle bundle = 230'</p>
●	 <p>1051RSW-XX 2" Cordoba Smooth, 14' 1072RSW-00 2 3/4" Granada Smooth, 13'</p>
●	 <p>1051RRW-XX 2" Cordoba Reeded, 14' 1072RSW-00 2 3/4" Granada Reeded, 13'</p>
●	 <p>1151WEN-XX 2" Cordoba End Cap 1172WEN-XX 2 3/4" Granada End Cap See all finials at the front of brochure</p>
●	 <p>3906-25 59 black Track Connector & key 3904-00</p>
●	 <p>3280-25 59 black 3" Single Wall Bracket heavy duty projection 2 1/2"</p>
●	 <p>3281-25 59 black 6" Double Wall Bracket heavy duty projection 1 1/2", 5 1/2"</p>
●	 <p>32801-25 59 black Wall Bracket Cover Use with 3280 & 3281</p>
●	 <p>2114-25 60% fullness 2 5/8" OC 2111-25 80% fullness 2 3/8" OC 2112-25 100% fullness 2 1/8" OC 2115-25 120% fullness 1 7/8" OC 59 black (all but 80%), 65 brown, 90 silver (80% only) Two-Piece Connected Snap Carrier w/ Square Base, use 4 1/4" snap tape.</p>
●	 <p>52008-25 59 black Slim Line Klick Carrier Draperies hang to conceal track</p>
●	 <p>52009-25 Ball Bearing Carrier for motorization</p>
●	 <p>52508-25 Overlap Right 52509-25 Underlap Left 59 black Belt Master Carrier</p>

WOOD	COMPONENT
●	 <p>52508-25A Overlap Right 52509-25A Underlap Left 59A black Belt Master Carrier with snaps</p>
●	 <p>52410-25 Butt Right 52409-25 Butt Left 59 black Butt Master Carrier with snaps</p>
●	 <p>2552-25 6" Extension Arm for master Use w/ two one-way draw</p>
●	 <p>52925-25 Shuttle HD (M) white 52925-59 Shuttle HD (M) black 52923-25 Shuttle L 52939-25 Shuttle Eco (S) 52926-25 Shuttle iOn See motor specs on the following pages</p>
●	 <p>52928-25 7' 6" power cord 52934-25 16' power cord Includes 24 v Power Supply</p>
●	 <p>9012-25 Transport Belt Kevlar reinforced</p>
●	 <p>52512-25 white 59 black Transport Belt Connector</p>
●	 <p>52903-25 59 black Motor Pulley Connects motor to track</p>
●	 <p>52910-25 59 black Return Pulley</p>
●	 <p>52931-25D white 59D black Diamond Sense Remote RF, 15 channel w/ holder, Range 98'</p>
●	 <p>52933-25 white 59 black Diamond Sense Wall Switch 15 channel</p>
●	 <p>52947-25 Wireless Connector One-way transmitter to control drapery by third party app or home automation. Works with all Forest Shuttle & tubular motors.</p>
●	  <p>52948-25 59 black Wi-Fi Dongle Bi-directional communication using Forest Connect app. Use with Forest Shuttle motors.</p>

FOREST SHUTTLE MOTOR SPECIFICATIONS



SMART HOME
READY



APP
CONTROL



WIRELESS
REMOTE



TOUCH
CONTROL



Hey Google



Hey Siri



Hey Alexa



SHUTTLE® HD (M)

SHUTTLE® L

SHUTTLE® ECO (S)



Scan for How To videos on the
FOREST YOUTUBE CHANNEL.



SPECIFICATIONS

VOLTAGE SHUTTLE
RECEIVER

POWER SUPPLY

MAX POWER

TORQUE

TRAVEL SPEED

NOISE LEVEL

MAXIMUM WEIGHT

DIMENSIONS

CERTIFICATIONS/MARKINGS

COLOR OPTIONS

24V DC
Internal, optional
External, 100-240V AC - 1.5A,
50-60Hz; Output 24V DC - 2.7A
65W
1.5 Nm
5.5" per second standard
7" per second maximum
< 40 dB(A)
160 lbs per motor
120 lbs per motor - curved track
2.76" x 1.97" x 9.5"
CE/FCC/DOE
White / Black

100-240V, 50-60Hz 0.8A
Internal
Internal
40W
1.0 Nm
5.5" per second standard
7" per second maximum
< 40 dB(A)
100 lbs per motor
90 lbs per motor - curved track
2.76" x 1.97" x 11"
CE/FCC/DOE
White

24V DC
Internal
External, 100-240V AC - 0.8A, 50-60Hz;
Output 24V DC - 2.5A
40W
1.0 Nm
5.5" per second standard
7" per second maximum
< 40 dB(A)
100 lbs per motor
90 lbs per motor - curved track
2.76" x 1.97" x 7.5"
CE/FCC/DOE
White

FEATURES

TOUCH CONTROL TECHNOLOGY

INTEGRATED EMERGENCY CONTROL

RF COMMUNICATION STANDARD

Z-WAVE COMMUNICATION

AUTOMATION SYSTEM COMPATIBLE

WI-FI COMPATIBLE

WORKS WITH DS-XL LED DIMMER

WORKS WITH WIRELESS CONNECTOR

CAN BE USED WITH CURVED TRACK

PLUG & PLAY

WARRANTY

✓

✓

✓

-

✓ using RS485 & dry contacts

✓

✓

✓

✓

✓

10 Years

✓

✓

✓

✓

✓ using RS485 & dry contacts

✓

✓

✓

✓

✓

10 Years

✓

✓

✓

-

✓ using RS485 & dry contacts

✓

✓

✓

✓

✓

10 Years

FOREST MOTOR COMPARISON CHART



SMART DEVICE CONNECTIVITY

	Shuttle HD & ECO	Shuttle L	Shuttle iOn	Atlantis & BCS	RBS	Forest Connect app	Google Home	Apple Homekit	Amazon Alexa	Google Assistant	Apple Siri	Voice control
Forest Wireless Connector* One way transmitter to control drapery by third party app or by home automation. (433Mhz)	●	●	●	●	●		●	●	●	●	●	●
Forest Wi-Fi Dongle with the Forest Connect app	●	●				●	●		●	●	●	●
110 Volt hardwired building management system		●		●								
24Vdc (Plug-in transformer to 110 Volt AC outlet)	●				●							

* Use Fibaro, Mi Casa Verde or a Samsung Smartthings Hub with the Forest Wireless Connector when integrating with Google Home, Apple Homekit, Amazon Alexa, Google Assistant or Apple Siri.

SHUTTLE® iOn



SPECIFICATIONS

VOLTAGE SHUTTLE	14.8V DC
RECEIVER	Internal
BATTERY	Lithium iOn battery + charger (3-4 months between charges)
MAX POWER	30W
TORQUE	1.0 Nm
TRAVEL SPEED	5.5" per second standard
NOISE LEVEL	< 40 dB(A)
MAXIMUM WEIGHT	55 lbs per motor 40 lbs per motor - curved track
DIMENSIONS	2" x 3" x 12.25"
CERTIFICATIONS/MARKINGS	CE/FCC/DOE
COLOR OPTIONS	White

FEATURES

TOUCH CONTROL TECHNOLOGY	✓
INTEGRATED EMERGENCY CONTROL	✓
RF COMMUNICATION STANDARD	✓
Z-WAVE COMMUNICATION	-
AUTOMATION SYSTEM COMPATIBLE	✓ using RS485 & dry contacts
WI-FI COMPATIBLE	✓
WORKS WITH DS-XL LED DIMMER	✓
WORKS WITH WIRELESS CONNECTOR	✓
CAN BE USED WITH CURVED TRACK	✓
PLUG & PLAY	✓
WARRANTY	10 Years on motor 2 years on battery pack

Our wide variety of control options make finding a fit for your windows easy – controlling the drapes by hand, remote or even by home automation system. Controlling the motorized system with your smart phone or tablet, you can create and schedule customized room scenes that allow your drapes to operate on their own throughout the day no matter where you are.



FOREST DIAMOND SENSE REMOTE

15-channel remote controls up to 15 motors individually and together, with a timer or manually. Range up to 98 feet. Wall mounted holder included.




FOREST WI-FI DONGLE

With the Forest Wi-Fi Dongle, you can control your motorized system with your smart phone or tablet using the Forest Connect app, or by voice command when integrated with Google Home, Amazon Echo and Siri.



FOREST WIRELESS CONNECTOR

With the Wireless Connector make your new or existing Shuttle motorized drapery system "smart". Add a smart plug and use with Apple Homekit, Google Assistant, or Amazon Alexa. Also, easily incorporate with building management systems, including dry contact controls.



BUILDING AUTOMATION / HOTEL ROOM CONTROLS

All 4 Forest Shuttles can be connected to any building automation system, by relay control.